

Corner Mount Bracket

Waterproof



Use the R2-CRNMT358 to securely mount video surveillance cameras for corner mount installation.

FEATURES

- MOST IMPORTANT KEY FEATURES
- STEEL (COLD ROLLED SHEET)
- PART #: R2-CRNMT358
- UPC: 840049310346

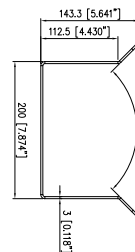
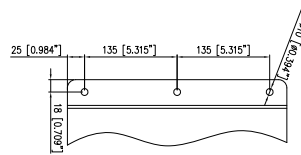
COMPATIBILITY

CAPTURE ADVANCE CAMERAS	R2-5MPIRPTZ R2-2MPIRPTZ
CAPTURE ADVANCE MOUNTS	SN-BK606A, SN-BK349, SN-BK354, SN-BK355, SN-BK367

SPECIFICATIONS

MATERIAL	STEEL (COLD ROLLED SHEET)
DIMENSIONS	Ø10.0 × 5.56 × 12.6" (Ø254.8 × 141.2 × 320MM)
WEIGHT	9.26 LB (4.2KG)
LOAD BEARING CAPACITY	22.0 LB (10KG)
OPERATING HUMIDITY	0% - 90% RH

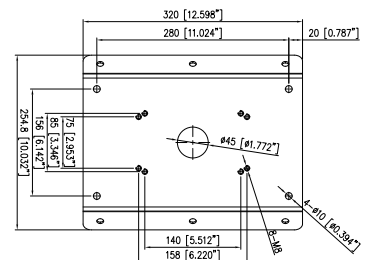
UNITS: MM



INSTALLATION NOTES

INSTALL ON A FLAT WALL CAPABLE OF SUPPORTING OVER THREE TIMES THE WEIGHT OF THE CAMERA AND CORNER MOUNT.

MAXIMUM LOAD CAPACITY OF CORNER MOUNT IS 22.0 LB (10KG).



FOR MORE INFORMATION, CONTACT YOUR ADI SALES PERSON.